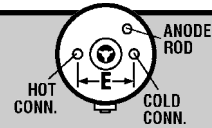


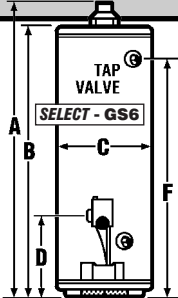


GAS RESIDENTIAL WATER HEATERS



SELECT GS6 RESIDENTIAL GAS WATER HEATERS

- NEW C3 TECHNOLOGY DESIGN • THICK CFC FREE FOAM INSULATION • FACTORY INSTALLED SAFETY VALVE (T&P VALVE)
- EVERLAST PEXAN™ POLYMER DIP TUBE • GREEN CHOICE ECO-FRIENDLY GAS BURNER • EASY-TO-LIGHT PIEZO IGNITER



SSC No.	Model	Gas	Gal. Cap.	BTU Input/Hour	Output 1st Hr Rating	(Gallons) Recov. 90° Rise	A	B	C	D	E	F	Draft Hood Outlet	Ship Wgt. Lbs	Price Each
---------	-------	-----	-----------	----------------	----------------------	---------------------------	---	---	---	---	---	---	-------------------	---------------	------------

SELECT HIGH-OUTPUT GAS WATER HEATERS - FLAMMABLE VAPOR CONTROL

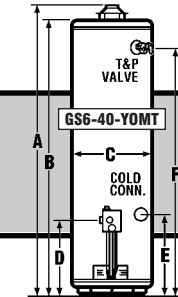
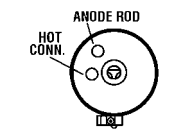
- 6 YEAR TANK WARRANTY • 6 YEAR PARTS WARRANTY • SINGLE ANODE ROD

22A 0260	GS6-75-XRRS	NG	74	75,100	N/A	81	61"	57"	26 ¹ / ₂ "	14 ³ / ₄ "	16"	50 ¹ / ₄ "	4"	275	\$ 1287.54
22A 0280	GS6-100-XRRT	NG	98	75,100	N/A	81	68 ¹ / ₂ "	65"	26 ¹ / ₂ "	15 ³ / ₁₆ "	16"	57 ³ / ₈ "	4"	350	2507.90

SELECT GAS WATER HEATERS - NAECA 2004 COMPLIANT

- 6 YEAR TANK WARRANTY • 6 YEAR PARTS WARRANTY • SINGLE ANODE ROD

22A 0210	GS6-30-YBRT	NG	28	40,000	66	41	59 ⁵ / ₈ "	55 ¹ / ₄ "	16"	13 ³ / ₈ "	8"	49 ⁷ / ₈ "	3 ¹ / ₄ "	112	\$ 597.12
22A 0410	GS6-30-HBRT	LP	28	37,000	66	41	59 ⁵ / ₈ "	55 ¹ / ₄ "	16"	13 ³ / ₈ "	8"	49 ⁷ / ₈ "	3 ¹ / ₄ "	112	671.76
22A 0230	GS6-40-YBRT	NG	38	40,000	71	39	57 ⁵ / ₈ "	53 ¹ / ₄ "	18 ¹ / ₂ "	13 ³ / ₈ "	8"	47 ³ / ₈ "	3 ¹ / ₄ "	126	559.80
22A 0430	GS6-40-HBRT	LP	38	37,000	71	39	57 ⁵ / ₈ "	53 ¹ / ₄ "	18 ¹ / ₂ "	13 ³ / ₈ "	8"	47 ³ / ₈ "	3 ¹ / ₄ "	126	634.44
22A 0250	GS6-50-YBRT	NG	50	40,000	91	41	60 ⁷ / ₈ "	56 ¹ / ₂ "	20"	13 ³ / ₈ "	8"	50 ³ / ₈ "	3 ¹ / ₄ "	160	595.25
22A 0450	GS6-50-HBRT	LP	50	37,000	91	41	60 ⁷ / ₈ "	56 ¹ / ₂ "	20"	13 ³ / ₈ "	8"	50 ³ / ₈ "	3 ¹ / ₄ "	160	669.89

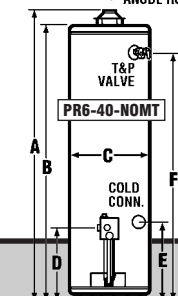
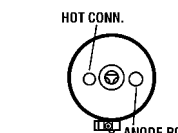


SELECT MANUFACTURED HOUSING GAS WATER HEATERS

- STANDARD VENT • COMPLIES WITH HUD STANDARDS FOR MANUFACTURED HOUSING INSTALLATION • ANODE ROD
- GLASS LINED TANK • GREEN CHOICE™ ECO-FRIENDLY GAS BURNER • FACTORY INSTALLED SAFETY VALVE (T&P VALVE)
- SIDE-MOUNTED 3/4" FEMALE COLD WATER INLET • 3/4" FEMALE HOT WATER CONNECTION • 1/2" FEMALE GAS CONNECTION
- 150 PSI MAX HYDROSTATIC WORKING PRESSURE • .59 ENERGY FACTOR • 6 YEAR TANK WARRANTY • 2 YEAR PARTS WARRANTY

SSC No.	Model	Gas	Gal. Cap.	BTU Input/Hour	Output 1st Hr Rating	(Gallons) Recov. 90° Rise	A	B	C	D	E	F	Draft Hood Outlet	Ship Wgt. Lbs	Price Each
---------	-------	-----	-----------	----------------	----------------------	---------------------------	---	---	---	---	---	---	-------------------	---------------	------------

22A 0150	GS6-40-YOMT	NG	40	35,500	66	37	59 ¹ / ₄ "	54 ³ / ₄ "	18 ¹ / ₂ "	13 ¹ / ₄ "	17 ³ / ₄ "	48 ¹ / ₂ "	3"-4"	134	\$ 1406.96
22A 3000	PR6-40-NOMT	NG	40	30,000	63	31	60"	56 ¹ / ₂ "	20"	15"	20 ³ / ₄ "	51 ¹ / ₄ "	3"	134	\$ 1293.14



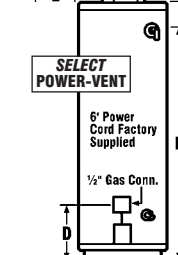
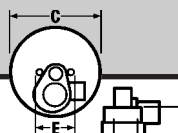
For More Information On These Products Or On Products Not Listed,
Call *Salina Supply Company* At (785) 823-2221

SELECT RESIDENTIAL POWER VENT GAS WATER HEATERS

- ENHANCED POWER-VENT CAPABILITIES • INTELLI-VENT™ ELECTRONIC GAS CONTROL • PEXAN™ POLYMER DIP TUBE
- GLASS-LINED TANK • ALUMINUM ANODE ROD • ADVANCED POWER-VENT BLOWER DESIGN • 3/4" MALE WATER CONNECTIONS
- FACTORY INSTALLED SAFETY VALVE (T&P VALVE) • 150 PSI MAXIMUM HYDROSTATIC WORKING PRESSURE
- C3 TECHNOLOGY® GAS WATER HEATER DESIGN • .65 ENERGY FACTOR • 6 YEAR LIMITED TANK & PARTS WARRANTY

SSC No.	Model	Gas	Gal. Cap.	BTU Input/Hour	Output 1st Hr Rating	(Gallons) Recov. 90° Rise	A	B	C	D	E	F	Draft Hood Outlet	Ship Wgt. Lbs	Price Each
---------	-------	-----	-----------	----------------	----------------------	---------------------------	---	---	---	---	---	---	-------------------	---------------	------------

22A 1000	GS6-40-YBVIT	NG	40	40,000	69	44	63"	55"	18 ¹ / ₂ "	13"	8"	49"	2,3,4"	157	\$ 1461.08
22A 1100	GS6-40-YBVIT	LP	40	40,000	69	44	63"	55"	18 ¹ / ₂ "	13"	8"	49"	2,3,4"	157	1535.72
22A 1020	GS6-50-YBVIT	NG	50	40,000	83	44	65"	56 ³ / ₄ "	20"	13"	8"	50 ¹ / ₄ "	2,3,4"	177	1580.50

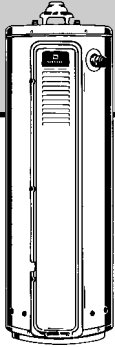


Model Number	Maximum Vent Distance (Total Equivalent Feet)		
	2" Pipe	3" Pipe	4" Pipe
GS6 40 YBVIT	40'	120'	160'
GS6 50 YBVIT	40'	120'	160'

continued on next page



GAS RESIDENTIAL WATER HEATERS



MAYTAG SERIES 12 RESIDENTIAL GAS WATER HEATERS

- 12 YEAR TANK WARRANTY • 12 YEAR PARTS WARRANTY
- FACTORY INSTALLED T&P SAFETY VALVE • DUAL HEAVY DUTY ANODE RODS • JETFORCE SELF CLEANING
- PORCELAIN-LINED SUPERGLASS TANK (10% THICKER STEEL) • 2" THICK FOAM INSULATION

SSC No.	Model	Gas	Gal. Cap.	BTU Input/Hour	Output (Gallons) 1st Hr Rating	Recov. 90° Rise	Energy Factor	Height To Top Of: Heater Jacket	Draft Diverter	Diameter	Draft Hood Outlet	Ship Wgt. Lbs	Price Each
22A 1200	HVN412-40X	NG	40	40,000	81	41	.63	58"	63 1/2"	20 1/2"	3"	166	\$ 1158.79
22A 1240	HVN412-40Q	LP	40	36,000	81	41	.63	58"	63 1/2"	20 1/2"	3"	166	1233.43

For More Information On These Products Or On Products Not Listed,
Call *Salina Supply Company* At (785) 823-2221

continued on next page

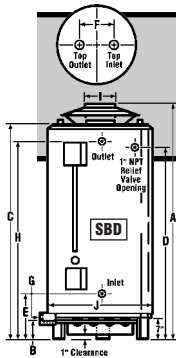


GAS COMMERCIAL WATER HEATERS



SANDBLASTER SBD GAS COMMERCIAL WATER HEATERS

• 3 YEAR TANK WARRANTY • INTERMITTENT IGNITION DEVICE • FOAM INSULATION • TANK INSPECTION PORT • HYDRO CANNON SELF CLEANING
• ANODE RODS • FACTORY INSTALLED T&P VALVE • FACTORY INSTALLED ENERGY CUT-OFF SWITCH • MAX HYDROSTATIC W.P. 160 PSI



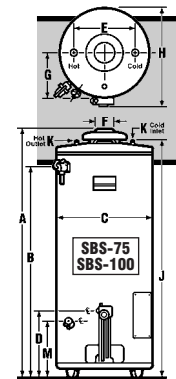
SSC No.	Model	Gal. Cap.	BTU Input/Hour	Output (Gallons)		Dimensions In Inches										Ship Wgt. Lbs	Price Each
				100° F Rise	1st Hr Recov.	A	B	C	D	E	F	G	H	I	J		
22A 5150	SBD81-154NE	81	154,000	206	149	73	4 1/4	66 1/2	57 1/8	19 2/3	19	1/2	59	6	27 3/4	470	\$ 7307.40
22A 5200	SBD100-199NET	100	199,000	263	198	75	4 1/2	70	61 5/8	20 1/2	21	1/2	62 5/8	6	27 3/4	603	7746.90
22A 5250	SBD81-199NE	81	199,000	241	184	67 1/2	4 1/2	62	53 5/8	20 1/2	21	1/2	54 5/8	6	27 3/4	470	7581.14

ASME MODELS NOTE: ALL WATER HEATERS 200,00 BTU & LARGERS MUST BE ASME

22A 5300	SBD100-250NE A	100	250,000	289	254	75	4 1/2	65 3/4	57 1/4	20	N/A	1/2	58 3/4	8	27 3/4	862	\$ 10514.74
22A 5325	SBD100-275NE A	100	275,000	337	267	72	4 1/2	63 1/8	55 7/8	19 3/4	23	1/2	56 3/8	8	30 1/4	725	10779.36
22A 5350	SBD85-365NE A	85	365,000	414	354	79 1/2	4 1/2	70 1/4	62 1/2	22 1/2	23	3/4	63	8	27 3/4	833	11988.39
22A 5400	SBD85-500NE A	85	500,000	545	479	82 1/4	4 1/2	73 1/2	65 1/4	25 1/2	21	1	65 3/4	8	27 3/4	857	15840.55
22A	SBD81-180NE A	85	365,000	414	354	79 1/2	4 1/2	70 1/4	62 1/2	22 1/2	23	3/4	63	8	27 3/4	833	11988.39
22A	SBD65-251NE A	85	500,000	545	479	82 1/4	4 1/2	73 1/2	65 1/4	25 1/2	21	1	65 3/4	8	27 3/4	857	15840.55

SANDBLASTER SBS GAS COMMERCIAL WATER HEATERS

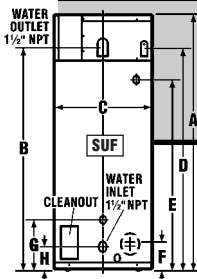
• 3 YEAR TANK WARRANTY • SELF CLEANING • FOAM INSULATION • MULTI-PORT BURNER • FACTORY INSTALLED ENERGY CUT-OFF SWITCH
• STANDING PILOT IGNITION SYSTEM • TANK INSPECTION PORT • ANODE ROD • MAX HYDROSTATIC WORKING PRESSURE 150 PSI • 1/2" GAS CONN.



SSC No.	Model	Gal. Cap.	BTU Input/Hour	Output (Gallons)		Dimensions In Inches										Ship Wgt. Lbs	Price Each
				100° F Rise	1st Hr Recov.	A	B	C	D	E	F	G	H	J	K		
22A 5000	SBS65-65NE	50	65,000	106	61	63 1/4	59 1/2	22	15	8	4	—	26	53 3/4	3/4	173	\$ 2176.25
22A 5050	SBT75-76NE	74	75,100	125	73	61 1/8	58 1/2	25 3/8	15 3/16	16	4	14	28 1/2	50 5/8	1	275	3044.62
22A 5100	SBS100-76NE	98	75,100	142	73	69 3/4	66 1/2	26 1/2	15 3/16	16	4	14 1/2	29 1/16	57 3/8	1 1/4	367	3773.08

ULTRA FORCE ULTRA HIGH EFFICIENCY WATER HEATER

• 3 YEAR TANK WARRANTY • 94% THERMAL EFFICIENCY • MEETS SCAQMD RULE 1146.2 FOR LOW NOx • FLEXIBLE VENTING
• SCALE FREE • FACTORY INSTALLED T&P VALVE GLASS LINED TANK & HEAT EXCHANGER • ADVANCED ELECTRONIC CONTROLS
• ZERO INCH CLEARANCE • SPIRAL WOUND FLUE TUBE • HANDHOLE CLEANOUT • FOAM INSULATION • MAX W.P. 160 PSI



SSC No.	Model	Gal. Cap.	BTU Input/Hour	Output (Gallons)		Dimensions In Inches								Gas Conn.	Ship Wgt. Lbs	Price Each
				100° F Rise	1st Hr Recov.	A	B	C	D	E	F	G	H			
22A 5500	SUF100-199NE	100	199,000	297	227	74 1/2	64 1/2	27 3/4	64 1/2	55 3/4	7 1/2	14 1/2	6 1/4	3/4"	438	\$ 9162.76

ELECTRIC WATER HEATER BOOSTER

• 1 YEAR WARRANTY ON PARTS • 5 YEAR WARRANTY ON TANK
• 230 VOLTS • 1 PHASE • TEMPERATURE & PRESSURE RELIEF VALVE • 6 GALLON STORAGE CAPACITY



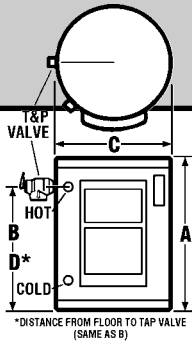
SSC No.	Model	Input	GPH Rec 70° Rise	Gallon Cap	Dimensions	Voltage	Phase	Wgt Lbs	Price Each
22C 6400	C-12	12 KW	70	6	26" W x 19 3/4" H x 13" D	230 v	1	119	\$ 2207.94



ELECTRIC WATER HEATERS

SELECT JUNIOR ELECTRIC WATER HEATERS

- 6 YEAR TANK WARRANTY • 6 YEAR PARTS WARRANTY • 150 PSI MAX W.P. • U.L. LISTED ENERGY CUTOFF
- EVERLAST PEXAN™ POLYMER DIP TUBE • FOAM INSULATION • FACTORY INSTALLED SAFETY VALVE (T&P VALVE)
- ONE HEATING ELEMENT • FOR UNDER COUNTER OR CRAWL SPACE • SIDE INLET & OUTLET CONNECTIONS

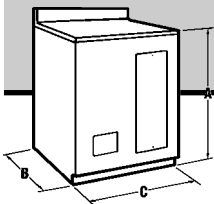


SSC No.	Model	Gal. Cap	Standard Element Wattage		Output (Gallons)			Maximum Element Wattage		Dimensions			Ship Wgt. Lbs	Price Each
			120 V	240 V	1st Hr Rating	90° Rise	60° Rise	120 V	240 V	A	B/D	C		
22A 2020	P6-10-10MS-K	10	1650		n/a	8	11	2000		17 ¹ / ₄ "	12 ¹ / ₂ "	16"	53	\$ 535.54
22A 2060	P6-20-10MS-K	19.9	1650		n/a	8	11	2000		21 ³ / ₄ "	16 ¹ / ₂ "	20"	75	615.78
22A 2080	P6-20-10MS-E	19.9		4500	n/a	8	11	5500		21 ³ / ₄ "	16 ¹ / ₂ "	20"	75	615.78

*DISTANCE FROM FLOOR TO TAP VALVE (SAME AS B)

SELECT P6 ELECTRIC TABLE TOP WATER HEATER

- 6 YEAR TANK WARRANTY • 6 YEAR PARTS WARRANTY • 150 PSI MAX W.P. • U.L. LISTED ENERGY CUTOFF
- EVERLAST PEXAN™ POLYMER DIP TUBE • FOAM INSULATION • FACTORY INSTALLED SAFETY VALVE (T&P VALVE)
- 4500 WATT HEATING ELEMENT PROVIDES 20 GPH RECOVERY

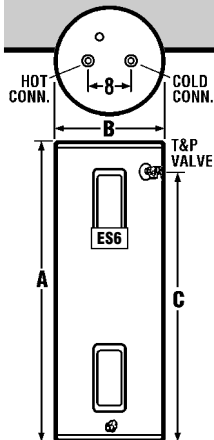


SSC No.	Model	Gal. Cap	Standard Element Wattage		Output (Gallons)			Maximum Element Wattage		Dimensions			Ship Lbs	Wgt. Price Each
			240 V.A.C. Upper	Lower	1st Hr Rating	90° Rise	60° Rise	240 V.A.C. Upper	Lower	A	B	C		
22A 2400	P6-40-20T4	40	4500	4500	48	20	30	5500	5500	36"	25"	24"	176	\$ 1298.74

SELECT TABLE TOP MODEL ELECTRIC WATER HEATERS

SELECT ES6 ELECTRIC WATER HEATERS

- 6 YEAR TANK WARRANTY • 6 YEAR PARTS WARRANTY • 150 PSI MAX W.P. • U.L. LISTED ENERGY CUTOFF
- EVERLAST PEXAN™ POLYMER DIP TUBE • FOAM INSULATION • FACTORY INSTALLED SAFETY VALVE (T&P VALVE)
- 4500 WATT HEATING ELEMENT PROVIDES 20 GPH RECOVERY



SSC No.	Model	Gal. Cap	Element Wattage		Output (Gallons)			Water Conn.	Dimensions			Ship Wgt. Lbs	Price Each	
			240 V.A.C. Standard	Maximum	1st Hr Rating	Recovery	90° Rise		A	B	C			
22A 2110	ES6-30-DOLS	29	4500	6000	41	21	3/4"	30"	22"	22 ¹ / ₂ "	105	\$ 561.67		
22A 2130	ES6-40-DOLS	40	4500	6000	48	21	3/4"	32 ¹ / ₄ "	25"	25 ³ / ₄ "	125	498.22		
SELECT TALL MODEL ELECTRIC WATER HEATERS														
22A 2210	ES6-30-DORT	30	4500	6000	43	21	3/4"	46 ¹ / ₂ "	18"	39 ¹ / ₂ "	100	\$ 617.65		
22A 2230	ES6-40-DORT	40	4500	6000	52	21	3/4"	59 ¹ / ₂ "	18"	53 ¹ / ₂ "	115	533.68		
22A 2250	ES6-52-DORT	50	4500	6000	62	21	3/4"	54"	20 ¹ / ₂ "	47 ¹ / ₂ "	150	541.14		
22A 2270	ES6-66-DORT	66	4500	6000	72	21	3/4"	60 ¹ / ₄ "	22"	53"	170	905.01		
22A 2290	ES6-80-DORT	80	4500	6000	81	21	3/4"	60 ¹ / ₂ "	24"	52"	200	923.67		
22A 2310	ES6-120-DORT	119	4500	6000	116	21	3/4"	64 ¹ / ₄ "	28"	54 ¹ / ₄ "	320	2043.27		

SELECT LOWBOY MODEL ELECTRIC WATER HEATERS

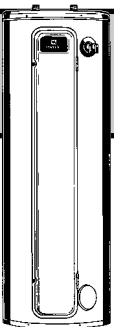
SELECT TALL MODEL ELECTRIC WATER HEATERS



ELECTRIC WATER HEATERS


MAYTAG SERIES 12 ELECTRIC WATER HEATERS

- 12 YEAR TANK WARRANTY • 12 YEAR PARTS WARRANTY • 1 YEAR LABOR WARRANTY
- PROGRAMMABLE CONTROL MODULE • JETFORCE™ SELF CLEANING • PORCELAIN-LINED SUPERGLASS™ TANK (10% THICKER)
- 3" THICK FOAM INSULATION • DUAL HEAVY DUTY ANODE RODS • FACTORY INSTALLED T&P SAFETY VALVE



SSC No.	Model	Gal. Cap	Standard Element Wattage		Output (Gallons)		Output (Gallons)		Dimensions (Inches)		Ship Wgt. Lbs	Price Each
			240 V.A.C. Upper	Lower	At 90° Rise	Recovery	240 V.A.C. Upper	Lower	Height	Diameter		
22A 2680	HE212-50PC	50	3800	5500	61	68	17.3	25	57"	22 ¹ / ₂ "	154	\$ 878.89

NORITZ TANKLESS WATER HEATERS Tankless Is Green



N-0531S


NORITZ N-0531S TANKLESS WATER HEATERS

- 10 YEAR WARRANTY • FOR APARTMENTS TOWNHOMES & CONDOMINIUMS • DIRECT IGNITION • POWER VENTED 3" FLUE
- .5 GPM MIN. FLOW RATE • 15-150 PSI OPER WATER PRESS • NOT MULTI-SYSTEM COMPATABLE • LESS REMOTE CONTROLLER
- TEMPERATURE SETTINGS: LESS CONTROLLER 120°, 130°, 140° F (120° F ORIGINAL); WITH CONTROLLER 100°-150°F (IN 5° INTERVALS) 160°, (12 OPTIONS)



SSC No.	Model	Water Holding Capacity Gal.	Gas Consumption BTUH Performance:		Hot Water Capacity Gallons Per Minute @ 45° F. @ 77° F.			Vent* Size	Water Inlet & Outlet (Inches)	Gas Inlet (Inches)	Ship Wgt. Lbs	Price Each
			Max.	Min.	Rise	Rise	Range					
22B 0400	N-0531S NG	.2	140,000	20,000	5.3	3.1	.5 - 6.6	3"	3/4"	3/4"	36	\$ 896.07
22B 0600	N-0531S LP	.2	140,000	20,000	5.3	3.1	.5 - 6.6	3"	3/4"	3/4"	36	896.07

*Important Note: Requires Class III Venting. See Page O-4.



N-0631S

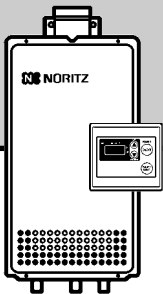
NORITZ N-0631S TANKLESS WATER HEATERS

- 10 YEAR WARRANTY • MEDIUM RESIDENTIAL USE • INDOOR/OUTDOOR • DIRECT IGNITION • POWER VENTED 4" FLUE
- .5 GPM MIN. FLOW RATE • 15-150 PSI OPER WATER PRESS • NOT MULTI-SYSTEM COMPATABLE • LESS REMOTE CONTROLLER
- TEMPERATURE SETTINGS: LESS CONTROLLER 120°, 130°, 140° F (120° F ORIGINAL); WITH CONTROLLER 100°-150°F (IN 5° INTERVALS) 160°, (12 OPTIONS)



SSC No.	Model	Water Holding Capacity Gal.	Gas Consumption BTUH Performance:		Hot Water Capacity Gallons Per Minute @ 45° F. @ 77° F.			Vent* Size	Water Inlet & Outlet (Inches)	Gas Inlet (Inches)	Ship Wgt. Lbs	Price Each
			Max.	Min.	Rise	Rise	Range					
22B 1010	N-0631S NG	.2	180,000	25,000	6.3	4.4	.5 - 7.1	4"	3/4"	3/4"	41	\$ 1082.77
22B 1510	N-0631S LP	.2	180,000	25,000	6.3	4.4	.5 - 7.1	4"	3/4"	3/4"	41	1082.77

*Important Note: Requires Class III Venting. See Page O-4.



N-0751M


NORITZ N-0751M TANKLESS WATER HEATERS

- 10 YEAR WARRANTY • MEDIUM+ RESIDENTIAL USE • DIRECT IGNITION • POWER VENTED 4" FLUE • .5 GPM MIN. FLOW RATE
- 15-150 PSI OPERATING WATER PRESSURE • QUICK-CONN MULTI-SYSTEM COMPATIBLE • WITH REMOTE CONTROLLER
- TEMPERATURE SETTINGS: DEFAULT OPTIONS 120°, 130°, 140° F (120° F ORIGINAL); WITH CONTROLLER 100°-150°F (IN 5° INTERVALS) 160°, 170°, 180° F (14 OPTIONS)



SSC No.	Model	Water Holding Capacity Gal.	Gas Consumption BTUH Performance:		Hot Water Capacity Gallons Per Minute @ 45° F. @ 77° F.			Vent* Size	Water Inlet & Outlet (Inches)	Gas Inlet (Inches)	Ship Wgt. Lbs	Price Each
			Max.	Min.	Rise	Rise	Range					
22B 2010	N-0751M NG	.2	199,000	12,000	7.5		.5 - 9.8	4"	3/4"	3/4"	47	\$ 1381.49
22B 2510	N-0751M LP	.2	199,000	12,000	7.5		.5 - 9.8	4"	3/4"	3/4"	47	1381.49

*Important Note: Requires Class III Venting. See Page O-4.



N-0751M-DV

NORITZ N-0751M-DV TANKLESS WATER HEATERS

- 10 YEAR WARRANTY • MEDIUM+ RESIDENTIAL USE • DIRECT IGNITION • DIRECT VENT • SEALED COMBUSTION • .5 GPM MIN.
- 15-150 PSI OPERATING WATER PRESSURE • QUICK-CONN MULTI-SYSTEM COMPATIBLE • WITH REMOTE CONTROLLER
- TEMPERATURE SETTINGS: DEFAULT OPTIONS 120°, 130°, 140° F (120° F ORIGINAL); WITH CONTROLLER 100°-150°F (IN 5° INTERVALS) 160°, 170°, 180° F (14 OPTIONS)

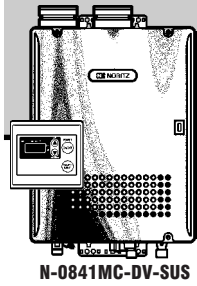


SSC No.	Model	Water Holding Capacity Gal.	Gas Consumption BTUH Performance:		Hot Water Capacity Gallons Per Minute @ 45° F. @ 77° F.			Vent* Size	Water Inlet & Outlet (Inches)	Gas Inlet (Inches)	Ship Wgt. Lbs	Price Each
			Max.	Min.	Rise	Rise	Range					
22B 3010	N-0751M-DV NG	.2	199,000	12,000	7.5		.5 - 9.8	4"	3/4"	3/4"	54	\$ 1381.49
22B 3510	N-0751M-DV LP	.2	199,000	12,000	7.5		.5 - 9.8	4"	3/4"	3/4"	54	1381.49

*Important Note: Requires Class III Venting. See Page O-4.

continued on next page

NORITZ TANKLESS WATER HEATERS Tankless Is Green



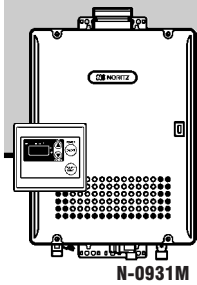
NORITZ N-0841MC-DV-SUS 93% CONDENSING TANKLESS STAINLESS STEEL WATER HEATER

- 10 YEAR WARRANTY • DIRECT IGNITION • DIRECT VENT • SEALED COMBUSTION • 15-150 PSI OPER. WATER PRESS.
- .5 GPM MINIMUM • 1/2" CONDENSATE DRAIN • QUICK-CONN MULTI-SYSTEM COMPATIBLE • WITH REMOTE CONTROLLER
- TEMPERATURE SETTINGS: DEFAULT OPTIONS 120°, 130°, 140°, 180° F (120° F ORIGINAL); WITH CONTROLLER 100°-150°F (IN 5° INTERVALS) 160°, 170°, 180° F (14 OPTIONS)



SSC No.	Model	Water Holding Capacity Gal.	Gas Consumption BTUH Performance:		Hot Water Capacity Gallons Per Minute			Vent* Size	Water Inlet & Outlet (Inches)	Gas Inlet (Inches)	Ship Wgt. Lbs	Price Each
			Max.	Min.	@ 45° F. Rise	@ 77° F. Rise	Range					
22B 3600	N-0841MC-DV-SUS NG	.5	199,900	11,000	8.4	4.8	.5 - 11.1	4"	3/4"	3/4"	73	\$ 2478.10
22B 3650	N-0841MC-DV-SUS LP	.5	199,900	11,000	8.4	4.8	.5 - 11.1	4"	3/4"	3/4"	73	2478.10

*N-0841MC-DV-SUS Water Heater is PVC Venting Approved.



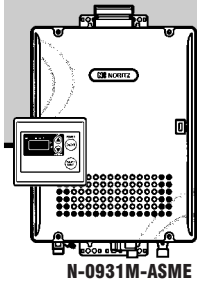
NORITZ N-0931M TANKLESS WATER HEATER

- 10 YEAR WARRANTY • HIGH USE • INDOOR/OUTDOOR USE • DIRECT IGNITION • POWER VENTED 4" FLUE • .5 GPM MIN.
- 15-150 PSI OPERATING WATER PRESSURE • QUICK-CONN MULTI-SYSTEM COMPATIBLE • WITH REMOTE CONTROLLER
- TEMPERATURE SETTINGS: DEFAULT OPTIONS 120°, 130°, 140° F (120° F ORIGINAL); WITH CONTROLLER 100°-150°F (IN 5° INTERVALS) 160°, 170°, 180° F (14 OPTIONS)



SSC No.	Model	Water Holding Capacity Gal.	Gas Consumption BTUH Performance:		Hot Water Capacity Gallons Per Minute			Vent* Size	Water Inlet & Outlet (Inches)	Gas Inlet (Inches)	Ship Wgt. Lbs	Price Each
			Max.	Min.	@ 45° F. Rise	@ 77° F. Rise	Range					
22B 3700	N-0931M NG	.2	250,000	11,000	9.3	6.0	.5 - 11.1	4"	3/4"	3/4"	62	\$ 2296.32

*Important Note: Requires Class III Venting. See Page O-4.



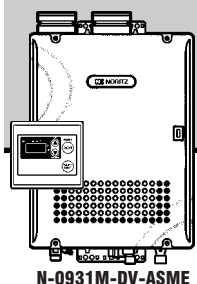
NORITZ N-0931M-ASME TANKLESS STAINLESS STEEL WATER HEATER

- 5 YEAR WARRANTY • COMMERCIAL ASME USE • DIRECT IGNITION • POWER VENTED 4" FLUE • .5 GPM MINIMUM FLOW RATE
- 15-150 PSI OPER. WATER PRESSURE • QUICK-CONN MULTI-SYSTEM COMPATIBLE • WITH REMOTE CONTROLLER
- TEMPERATURE SETTINGS: DEFAULT OPTIONS 120°, 130°, 140°, 180° F (120° F ORIGINAL); WITH CONTROLLER 100°-150°F (IN 5° INTERVALS) 160°, 170°, 180° F (14 OPTIONS)



SSC No.	Model	Water Holding Capacity Gal.	Gas Consumption BTUH Performance:		Hot Water Capacity Gallons Per Minute			Vent* Size	Water Inlet & Outlet (Inches)	Gas Inlet (Inches)	Ship Wgt. Lbs	Price Each
			Max.	Min.	@ 45° F. Rise	@ 77° F. Rise	Range					
22B 4000	N-0931M-ASME NG	.3	250,000	11,000	9.3	5.5	.5 - 11.1	4"	3/4"	3/4"	63	\$ 2703.32

*Important Note: Requires Class III Venting. See Page O-4.



NORITZ N-0931M-DV-ASME-SUS TANKLESS STAINLESS STEEL WATER HEATER

- 5 YEAR WARRANTY • COMMERCIAL ASME USE • DIRECT IGNITION • DIRECT VENT • .5 GPM MINIMUM FLOW RATE
- 15-150 PSI OPER. WATER PRESSURE • QUICK-CONN MULTI-SYSTEM COMPATIBLE • WITH REMOTE CONTROLLER
- TEMPERATURE SETTINGS: DEFAULT OPTIONS 120°, 130°, 140°, 180° F (120° F ORIGINAL); WITH CONTROLLER 100°-150°F (IN 5° INTERVALS) 160°, 170°, 180° F (14 OPTIONS)

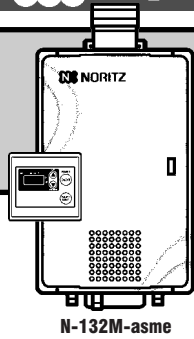


SSC No.	Model	Water Holding Capacity Gal.	Gas Consumption BTUH Performance:		Hot Water Capacity Gallons Per Minute			Vent* Size	Water Inlet & Outlet (Inches)	Gas Inlet (Inches)	Ship Wgt. Lbs	Price Each
			Max.	Min.	@ 45° F. Rise	@ 77° F. Rise	Range					
22B 4200	N-0931M-DV-ASME NG	.3	250,000	11,000	9.3	5.5	.5 - 11.1	4"	3/4"	3/4"	62	\$ 2703.32

*Important Note: Requires Class III Venting. See Page O-4.

continued on next page

NORITZ TANKLESS WATER HEATERS • ACCESSORIES **RWV**

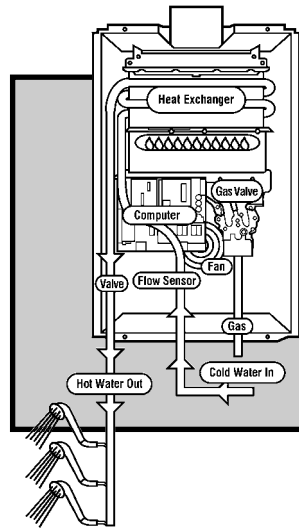


NORITZ N-132M-ASME TANKLESS STAINLESS STEEL WATER HEATER

• 5 YEAR WARRANTY • COMMERCIAL ASME USE • DIRECT IGNITION • POWER VENTED 5" FLUE • .7 GPM MINIMUM FLOW RATE
 • 15-150 PSI OPER. WATER PRESSURE • QUICK-CONN MULTI-SYSTEM COMPATIBLE • WITH REMOTE CONTROLLER
 • TEMPERATURE SETTINGS: DEFAULT OPTIONS 120°, 130°, 140°, 180° F (120° F ORIGINAL);
 WITH CONTROLLER 100°-150°F (IN 5° INTERVALS) 160°, 170°, 180° F (14 OPTIONS) Tankless Is Green

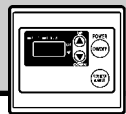
SSC No.	Model	Water Holding Capacity Gal.	Gas Consumption BTUH Performance:		Hot Water Capacity Gallons Per Minute			Vent* Size	Water Inlet & Outlet (Inches)	Gas Inlet (Inches)	Ship Wgt. Lbs	Price Each
			Max.	Min.	@ 45° F. Rise	@ 77° F. Rise	Range					
22B 4500	N-1321M-ASME NG	.6	380,000	21,000	13.2	8.1	.7 - 13.2	5"	1"	3/4"	105	\$ 4958.60

**Important Note: Requires Class III Venting. See Page O-4.*



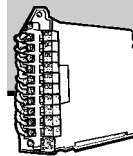
How Does A Tankless Water Heater Work?

1. A hot water tap is turned on.
2. Water enters the heater.
3. The flow sensor detects the water flow.
4. The computer automatically ignites the burner.
5. Water Circulates through the heat exchanger.
6. The heat exchanger heats the water to the designated temperature.
7. When the tap is turned off, the unit shuts off.



DIGITAL THERMOSTAT

SSC No.	Manuf. No.	Price Each
22B 5000	RC-7649M-2	\$ 110.15



SYSTEM CONTROLLER

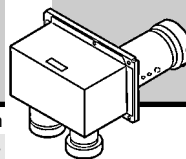
FOR CONNCTING UP TO SIX UNITS

SSC No.	Manuf. No.	Price Each
22B 5600	SC-201-6M	\$ 336.06



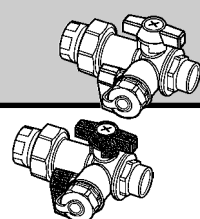
QUICK CONNECT CABLE

SSC No.	Manuf. No.	Price Each
22B 5500	QC-069M-132M	\$ 26.14



SEALED COMBUSTION TERMINATION KIT

SSC No.	Manuf. No.	Size	Price Each
22B 6150	VT4-TS-8	5" to 8.3"	\$ 295.73
22B 6200	VT4-TS-14	8.3" to 14.6"	351.74

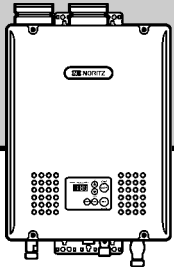


RWV BYPASS SERVICE VALVE KITS

• WITH PRESSURE RELIEF VALVE • FULL PORT, 1/4 TURN • 600# RATING (NON-SHOCK) • BLOW-OUT PROOF STEM

SSC No.	Size	For Models	Price Each
22B 6000	3/4" Hot Outlet & Cold Feed Inlet	N-0531 To N-0841M	\$ 92.01
22B 6050	3/4" Hot Outlet & Cold Feed Inlet	N-0931	129.38
22B 6075	1" Hot Outlet & Cold Feed Inlet	N-1321M	173.95

NORITZ TANKLESS BOILERS



NH-1501-DV-ASME



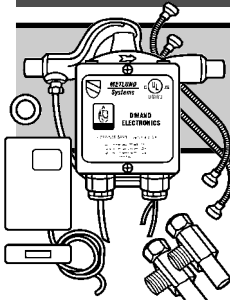
NORITZ NH-1501-DV-ASME DIRECT VENT INDOOR TANKLESS HYDRONIC BOILER

- 5 YEAR WARRANTY • RESIDENTIAL ASME USE • 83.0% AFUE • DIRECT IGNITION • DIRECT VENT • SAFETY RELIEF VALVE
- 4-17 GPM • 2.5 GPM MINIMUM • 15-150 PSI OPERATING WATER PRESSURE • PRESSURE & TEMPERATURE GAUGE
- FLOW SWITCH ACTIVATION • PUMP CONTROLS • INDIRECT HOT WATER PRIORITY • DUAL TEMPERATURE CONTROL

SSC No.	Model	Water Holding Capacity Gal.	Gas Consumption BTUH Performance: Max. Min.	Temperature Settings (°F) In 5° F Intervals 9 Options	Vent* Size	Water Inlet & Outlet (Inches)	Gas Inlet (Inches)	Ship Wgt. Lbs	Price Each
22B 4700	NH-1501-DV-ASME NG	.4	150,000 55,500	140-170°F 176,180°F	4"	1"	3/4"	65	\$ 2546.50

*Important Note: Requires Class III Venting. See Page O-4.

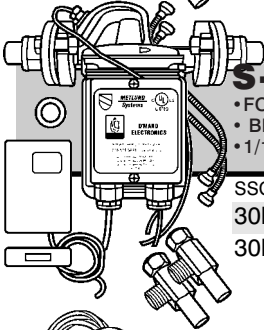
ACT Inc. METLUND D'MAND® Systems



S-70T METLUND D'MAND PUMP

- FOR HOT WATER RUNS UP TO 100' • ELECTRONIC CIRCUIT BOARD WITH THERMO SENSOR
- BRONZE HIGH PERFORMANCE POTABLE WATER CIRCULATION PUMP WITH INTEGRAL FLOW VALVE & ACTIVATION BUTTON
- 1/25 HP • .76 AMPS • 14 GALLONS PER MINUTE FLOW • 16 FEET OF HEAD • 5 YEAR WARRANTY

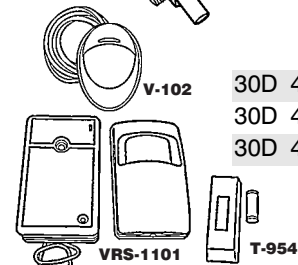
SSC No.	Manuf No.		Lbs	Price Each
30D 4000	S-70T	Pump With Activation Button	7.0	\$ 436.84
30D 4025	S-70T-PF-R	Pump With Button, Adapters, 16" Flexlines, RT-954		544.48



S-02T METLUND D'MAND PUMP

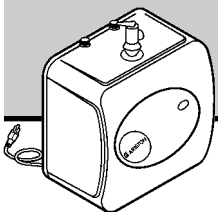
- FOR HOT WATER RUNS OVER 100' • ELECTRONIC CIRCUIT BOARD WITH THERMO SENSOR
- BRONZE HIGH PERFORMANCE POTABLE WATER CIRCULATION PUMP WITH INTEGRAL FLOW VALVE & ACTIVATION BUTTON
- 1/12 HP • 1.70 AMPS • 26 GPM • 32 FEET OF HEAD • 300 PSI SYSTEM PRESSURE • 32° TO 250° F • 5 YEAR WARRANTY

SSC No.	Manuf No.		Lbs	Price Each
30D 4050	S-02T	Pump With Activation Button	7.0	\$ 578.57
30D 4075	S-02T-PF-R-2	Pump With Button, 2 Adapters, 2 16" Flexlines, RT-954		721.19



30D 4100	V-102	Hard Wired Motion Sensor	For All S Series Pumps	\$ 68.58
30D 4125	VRS-1101	Wireless Motion Sensor Package	1 Receiver & 1 Transmitter	274.30
30D 4150	T-954	Single Wireless Transmit	With 12 Volt Battery	20.53

BOSCH POINT-OF-USE ELECTRIC WATER HEATER



BOSCH POINT-OF-USE MINI-TANK WATER HEATERS

- RELIEF VALVE INSTALLED • ADJUSTABLE THERMOSTAT WITH THERMAL CUT-OUT • RANGE 65° TO 145° F
- 6.8 GPH RECOVERY @ 90° RISE • FEMALE WATER CONNECTIONS • 14" X 14" X 10.25" • 8 YEAR WARRANTY

SSC No.	Manuf No.	Gal Capacity	Voltage	Watts	Water Connection	Lbs	Price Each
22C 6215	GL2.5Ti	2.75	120 V	1500	1/2" NPT	17.0	\$ 401.32
22A 2000	GL8Ti	7	120 V	1500	3/4" NPT	29.5	337.75

state WATER HEATERS **WATTS REGULATOR** **STORAGE & EXPANSION TANKS**

state STANDARD JACKETED STORAGE TANK
 • DESIGNED FOR COMMERCIAL WATER HEATING SYSTEMS OPERATING UP TO 180° F
 • GLASS LINED • ANODE ROD • 150 PSI MAXIMUM STANDARD WORKING PRESSURE • THICK FOAM INSULATION
 • HEAVY GAUGE STEEL JACKET • THREADED OPENINGS • NON ASME • 5 YEAR LIMITED TANK WARRANTY

SSC No.	Manuf No.	Gal Capacity	Working Pressure	Lbs	Price Each
22A 6000	PVG-1200-OVT	119	150 PSI Non ASME	368	\$ 1862.97

Supply Pressure (PSIG)	Water Heater Gallons						
	20	30	40	50	80	100	120
40							
50							
55							
60							
70							
80							
90							
100							
110							
120							

WATTS POTABLE WATER EXPANSION TANK
 • THERMALLY FUSED EPOXY LINER • RUGGED FLEXIBLE BUTYL DIAPHRAGM • FIELD ADJUSTABLE PRE-CHARGE
 • CAN BE USED WITH MOST STANDARD HOT WATER HEATERS UP TO 120 GALLONS & 100 PSI • MADE IN U.S.A.
 • TANK ACCEPTANCE 3.0 GAL • AIR PRE-CHARGE 40 PSI • 3/4" MALE CONNECTION • 11 3/8" DIA. • 14 3/4" LENGTH

SSC No.	Manuf No.	Gal Capacity	Working Pressure	Max Temp.	Lbs	Price Each
30D 2770	DET-12	4.8	150 PSI	200° F.	9.8	\$ 104.70

state WATER HEATERS **GAS RESIDENTIAL WATER HEATER ACCESSORIES**

1" OR 1 3/8" SCREW-IN ELEMENTS
 • GREATER SURFACE AREA • INCOLOY IRON BASE SUPERALLOY SHEATHING • CERAMIC TERMINAL BLOCK
 • FINEST NICHROME WIRE & BEST MAGNESIUM OXIDE USED • EXTRA LONG COLD PINS

SSC No.	Manuf No.	Voltage	Wattage	Price Each
1" CORROGARD SCREW-IN ELEMENTS				
	9000253-	120 V	1650	\$ 18.39 *
	9000130-	120 V	2000	12.15
	9000133-	240 V	2000	11.29
	9000134-	240 V	2500	10.97
	9000095-	240 V	4500	16.85
1" PHOENIX SCREW-IN ELEMENT				
7673	24000-4	120 V	1500	\$ 22.61
ROUND ELEMENT GASKET				
7658	23789-	For Screw-In Elements .38		

SSC No.	Manuf No.	Voltage	Wattage	Price Each
1" SANDHOG SCREW-IN ELEMENTS				
	9000225-	240 V	3800	\$ 32.40
	9000405-	240 V	4500	39.46
	9000396-	240 V	5500	38.54
1 3/8" CORROGARD SCREW-IN ELEMENTS				
	9002442-	240 V	4500	\$ 19.44
1 3/8" SANDHOG SCREW-IN ELEMENTS				
	9002450-	240 V	4500	\$ 43.37
	9002433-	240 V	5500	44.43

59T THERMOSTAT
 • 30 AMPS @120/250V • 30 AMPS @208V • 25 AMPS @ 277V
 • 12.5 AMPS @ 480V • 110° TO 170° F MAX TEMP

SSC No.	Manuf No.	Style	Price Each
• SINGLE POLE • SINGLE THROW			
	9000507-	2 Wire	4000 \$ 13.06

66T HIGH LIMIT CONTROL
 • MANUAL RESET • OPENS CIRCUIT 190° F • 30 AMPS @208V
 • 40 AMPS/POLE @120/277V • 25 AMPS/POLE @ 480V

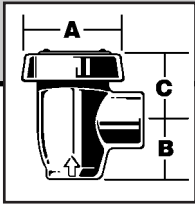
SSC No.	Manuf No.	Style	Price Each
• DOUBLE POLE • SINGLE THROW			
	9001954-	4400	\$ 26.26

THERMOPLASTIC COVERING FOR CORROSION PROTECTION

MASTER FIT RESIDENTIAL HEATER CONTROLS
 • TEMPERATURE ADJUSTABLE TO 160° F • BUILT-IN ENERGY CUTOFF SWITCH • 100% GAS SHUTOFF IF PILOT FAILS
 • GAS COCK-SAFE LIGHT FEATURE PERMITS LIGHTING PILOT WITHOUT DANGER OF MAIN GAS FLOW • PILOT GAS FILTER

SSC Prod. No.	Manuf Part No.	Price Each
	9000246-	For Natural Gas Only \$ 136.58
	9000247-	For L.P. Gas Only 181.83

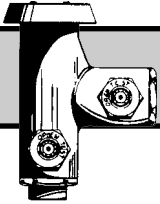
WATTS® REGULATOR BACKFLOW PREVENTERS & ACCESSORIES



ATMOSPHERIC ANTI-SIPHON VACUUM BREAKER

•FOR HIGH HAZARD CROSS CONNECTIONS •LIGHT WEIGHT DURABLE SILICONE DISC •FULL SIZE ORIFICE
•PLAIN BRASS OR POLISHED CHROME •HIGH HEAT RESISTANCE

SSC No.	Manuf No.	Size	Maximum Temperature	A	B	C	Lbs	Price Each
22D 3100	288A	3/8"	212° F at 125 PSI	1 11/16"	1 1/16"	1 3/16"	.15	\$ 47.78
22D 3110	288AC	1/2"	212° F at 125 PSI	2"	1 3/16"	1 7/16"	.5	79.83
22D 3210	288A	3/4"	212° F at 125 PSI	2 1/4"	1 1/2"	1 7/8"	1.15	64.11
22D 3310	288A	1"	212° F at 125 PSI	2 7/8"	1 11/16"	2 1/8"	1.75	100.09



CONTINUOUS PRESSURE VACUUM BREAKERS

•BRONZE BODY •FEMALE NPT THREADED CONNECTIONS •QUARTER-TURN BALL SHUTOFFS •TEE HANDLES
•SHUTOFFS ALLOWED DOWNSTREAM •SILICONE RUBBER CHECK VALVE DISC •BRONZE CHECK VALVE SEAT

SSC No.	Manuf No.	Size	Maximum Temperature		Lbs	Price Each
22D 3314	008QT	1/2"	140° F	Compact Design & Anti Spill	7.3	\$ 254.94
22D 3317	800M4QT	3/4"	140° F	Compact Design	7.4	132.80
22D 3320	800M4QT	1"	140° F		7.4	139.58
22D 3330	800M4QT	1 1/4"				323.44



BRASS IN-LINE CONTINUOUS PRESSURE DUAL CHECK BACKFLOW PREVENTER

SSC No.	Manuf No.	Size		Lbs	Price Each
22D 4060	N9	3/8"	Female Inlet & Outlet Connections	.5	\$ 74.79



HOSE CONNECTION BACK SIPHONAGE VACUUM BREAKER

•FOR PORTABLE HOSES ATTACHED TO FAUCET •BRASS •EQUIPPED TO ALLOW SILL COCK TO BE DRAINED
•WITH "NON-REMOVABLE" FEATURE •SCREWS DIRECTLY TO SILL COCK •REQUIRES NO PLUMBING CHANGES

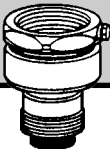
SSC No.	Manuf No.	Size		Lbs	Price Each
22D 4010	8A	3/4" F x 3/4" M	For Portable Hoses Attached To Faucet	.5	\$ 25.34



HOSE CONNECTION BACK SIPHONAGE VACUUM BREAKER

•FOR WALL & YARD HYDRANTS •BRASS •EQUIPPED TO ALLOW SILL COCK TO BE DRAINED
•WITH "NON-REMOVABLE" FEATURE •SCREWS DIRECTLY TO SILL COCK •REQUIRES NO PLUMBING CHANGES

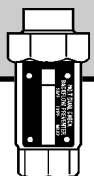
SSC No.	Manuf No.	Size		Lbs	Price Each
22D 4020	NF8	3/4" F x 3/4" M	For Wall & Yard Hydrants	.4	\$ 26.48



SELF DRAINING BACKFLOW PREVENTER

•HOSE BIBB TYPE •SELF DRAINING •WITH BREAKAWAY SET SCREW

SSC No.	Manuf No.	Size		Lbs	Price Each
22D 4200	VB-222	3/4"	Female Hose x Male Hose	.4	\$ 14.60



RESIDENTIAL DUAL CHECK BACKFLOW PREVENTER

•HORIZONTAL OR VERTICAL •EFFICIENT WITH INTERMITTENT OR CONTINUOUS FLOW

SSC No.	Manuf No.	Size		Lbs	Price Each
22D 4210	7	3/8"		1.67	\$ 80.79

continued on next page



WATTS[®]
REGULATOR

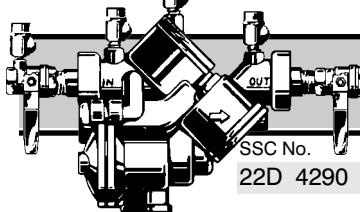
BACKFLOW PREVENTERS & ACCESSORIES



BRASS BACK SIPHONAGE BACKFLOW PREVENTERS

- IN LINE CONTINUOUS PRESSURE • CHROME PLATED BRASS • STAINLESS STEEL WORKING PARTS
- HOT OR COLD WATER • DURABLE RUBBER DIAPHRAGM & DISC

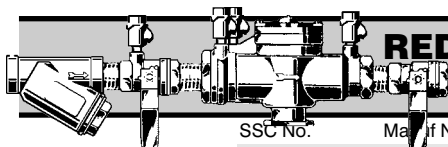
SSC No.	Manuf No.	Size			Lbs.	Price Each
22D 4250	9D	1/2" FPT	Brass	Horizontal or Vertical Installation	1.75	\$ 74.76
22D 4260	9D	3/4" FPT	Brass	Horizontal or Vertical Installation	1.75	74.77



REDUCED PRESSURE ZONE BACKFLOW PREVENTER

- CONTINUOUS PRESSURE • HIGH CAPACITY RELIEF VALVE • BRONZE BODY • CAPTURED SPRING ASSEMBLIES
- REPLACEABLE SEATS & SEAT DISCS • STAINLESS STEEL CHECK MODULES FOR HOT WATER & HARSH WATER

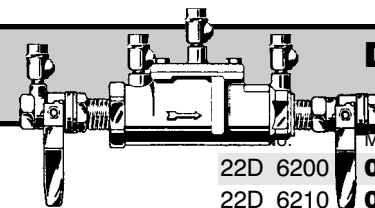
SSC No.	Manuf No.	Size	Maximum Pressure	Maximum Temperature	Lbs.	Price Each
22D 4290	909QTS	1"	175 PSI	210° F	14	\$ 487.87



REDUCED PRESSURE ZONE BACKFLOW PREVENTER

- FEMALE NPT THREADED CONNECTIONS • REPLACEABLE SEATS & DISCS • WITH STRAINER
- CAPTURED SPRING ASSEMBLIES • BRONZE BODY

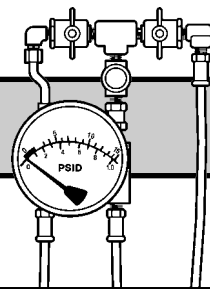
SSC No.	Manuf No.	Size	Maximum Pressure	Temperature Range	Lbs.	Price Each
22D 6105	009QT-S	1/2"	175 PSI	33° to 180° F	8.12	\$ 209.62
22D 6110	009M2QT-S	3/4"	175 PSI	33° to 180° F	15.00	281.82
22D 6120	009QT-S	1"	175 PSI	33° to 180° F	15.50	315.22
22D 6130	009QT-S	1 1/2"	175 PSI	33° to 180° F	39.00	566.94
22D 6140	009QT-S	2"	175 PSI	33° to 180° F	52.14	680.24



DOUBLE CHECK VALVE BACKFLOW PREVENTER

- FEMALE NPT THREADED CONNECTIONS • REPLACEABLE SEATS & DISCS
- CAPTURED SPRING ASSEMBLIES • BRONZE BODY

	Manuf No.	Size	Maximum Pressure	Temperature Range	Lbs.	Price Each
22D 6200	007QT	1/2"	175 PSI	33° to 180° F	3.0	\$ 133.88
22D 6210	007QT	3/4"	175 PSI	33° to 180° F	8.5	138.88
22D 6220	007QT	1"	175 PSI	33° to 180° F	10.0	152.20
22D 6230	007QT	1 1/2"	175 PSI	33° to 180° F	27.0	324.12
22D 6240	007QT	2"	175 PSI	33° to 180° F	32.0	376.50



BACKFLOW PREVENTER TEST KIT

- EASILY CONNECTED TO ANY RPZ • GAUGE • TEST VALVES • HOSES • ADAPTORS • SECURING STRAP
- INSTRUCTION GUIDE • LIGHTWEIGHT CASE

SSC No.	Manuf No.	Maximum Pressure	Maximum Temperature	Lbs.	Price Each
22D 6050	TK9A/40-200-TK	175 PSI	210° F	78	\$ 1183.46



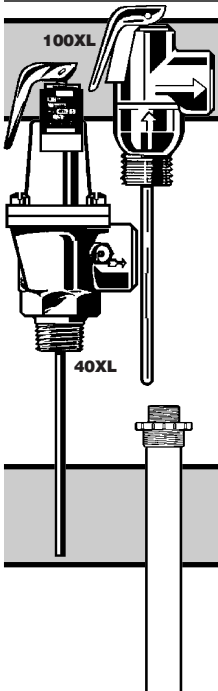
909-AG-A

AIR GAP DRAINS

- FOR USE ON HORIZONTAL INSTALLATIONS OF BACKFLOW PREVENTERS

SSC No.	Manuf No.	Valve Size	Hgt x Diameter	Drain Outlet	Lbs.	Price Each
22D 6060	909-AG-A	1/2" & 3/4"	3 1/8" x 2 3/8"	1/2"	.6	\$ 42.74
22D 6080	909-AG-C	3/4" to 1 1/2"	4 7/8" x 3 1/4"	1"	1.5	52.97

WATTS® VALVES & ACCESSORIES



PRESSURE & TEMPERATURE RELIEF VALVES

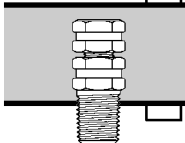
• SELF CLOSING • 150 PSI MAXIMUM PRESSURE • 210° MAXIMUM TEMPERATURE

SSC No.	Manuf No.	Size	Maximum Temp	Maximum Pressure	AGA Temperature Steam Rating-BTH/HR	Wgt Lbs	Price Each
22D 0200	LL100XL	3/4"	210°F	150 PSI	100,000 Long Pattern	1	\$ 19.91
22D 0210	100XL	3/4"	210°F	150 PSI	100,000	1	10.32
22D 0310	40L	3/4"	210°F	150 PSI	180,000	1.75	132.95
22D 0510	40XL	3/4"	210°F	150 PSI	200,000	2.25	143.64
22D 0560	40XL	1"	210°F	150 PSI	500,000	2.25	227.35
22D 0710	44L/1L-2	1/2"	210°F	150 PSI	15,000	1.75	29.74

TEMPERATURE & PRESSURE RELIEF VALVE DRAIN LINE

• FOR 3/4" SIDE MOUNTED VALVES WITH UP TO 100,000 BTU/HR WATER HEATER • A.G.A. ER48-22
• NEEDS NO SPECIAL TOOLS OR FITTINGS

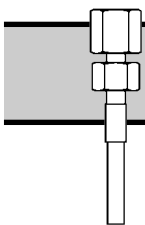
SSC No.	Manuf No.	Size	Drop Lgth	Inlet Steam Max Pressure	Max Temp	Wgt. Lbs.	Price Each
22D 1850	100-DT	3/4"	48"	15 PSIG	250°F	.5	\$ 4.87



TEMPERATURE OR PRESSURE TEST PLUG

• BRASS BODY • NEOPRENE (BLUE) NATURAL GAS & PETROLEUM PRODUCTS • QUICK & EFFICIENT READINGS
• ELIMINATES LEAVING GAUGES OR RECORDERS IN LINE & STOPPING SYSTEM FOR CHECKS

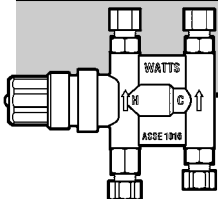
SSC No.	Manuf No.	Size	Max Pressure	Max Temp	Lbs.	Price Each
22D 4400	TP-N	1/4" NPT	500 PSI	200° F	.09	\$ 9.08



PRESSURE GAUGE ADAPTER

• ELIMINATES LEAVING GAUGES OR RECORDERS IN LINE & SHUTTING SYSTEM FOR CHECKS • BRASS BODY
• STAINLESS STEEL PROBE WITH BRASS UNION NUT

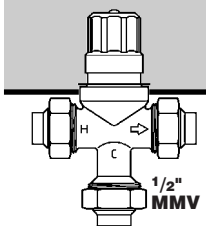
SSC No.	Manuf No.	Size	Max Pressure	Max Temp	Lbs.	Price Each
22D 4410	TP-GA1	1/4" NPT	321 Series	.076 Diameter Probe	.25	\$ 74.59



UNDER SINK GUARDIAN® THERMOSTATIC MIXING VALVE

• THERMOPLASTIC BODY • TAMPER RESISTANT LOCKING CAP • BUILT-IN CHECK VALVES • CAP FOR 3 PORT APPLICATION
• INTEGRAL STRAINER WITH 40 MESH STAINLESS STEEL SCREEN • INSTALLS EASILY BETWEEN STOP VALVES & FAUCET

SSC No.	Manuf No.	Size	Temperature Range	Max Pressure	Lbs.	Price Each
22D 1600	USG-P	3/8" Compr.	80° to 120°F	150 PSI	1.5	\$ 101.67



THERMOSTATIC MIXING VALVES

• BRONZE OR BRASS BODY CONSTRUCTION • ADJUSTMENT CAP WITH LOCKING FEATURE • INTEGRAL CHECK VALVES
• SOLID WAX HYDRAULIC PRINCIPLE THERMOSTAT CONTROLS BOTH HOT & COLD WATER

SSC No.	Manuf No.	Size	Temperature Range	Material	Lbs.	Price Each
22D 1610	MMV-UT	1/2"	80° to 120°F	Bronze Const.	1.4	\$ 125.99
22D 1710	MMV-UT	3/4"	80° to 120°F	Brass Const.	1.5	145.42

continued on next page



WATTS
REGULATOR

VALVES & ACCESSORIES

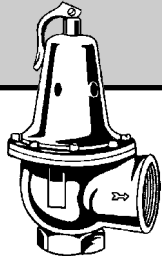
CALIBRATED
ADJUSTMENT
FEATURE



530C PRESSURE RELIEF VALVE

- BRASS CONSTRUCTION • STAINLESS STEEL SPRING • CALIBRATED ADJUSTMENT FEATURE
- IDEALLY SUITED AS BY-PASS TERMINAL EXPANSION VALVE

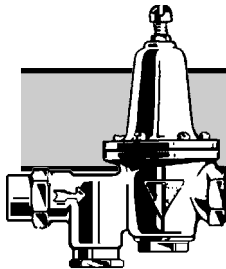
SSC No.	Manuf No.	Size	Adjustable Pressure Range	Hgt	Lgth	Lbs	Price Each
22D 3610	530C	3/4"	50 to 175 lbs	3"	15 7/8"	.5	\$ 49.22



PRESSURE RELIEF VALVES

- FOR HOT WATER BOILERS ONLY

SSC No.	Manuf No.	Size	Maximum Pressure	Steam Dischg. Cap. BTU	Hgt	Lgth	Wgt Lbs	Price Each
22D 2010	374A	3/4"	30 PSI	550,000	5 5/8"	3"	1.78	\$ 49.29
22D 2110	740A	1" x 1 1/4"	30 PSI	1,300,000	7 1/4"	3 1/2"	3.18	185.30
22D 2310	740A	1 1/4" x 1 1/2"	30 PSI	2,105,000	8 3/4"	4 5/8"	6.18	252.51
22D 2510	740A	1 1/2" x 2"	30 PSI	2,900,000	9 1/4"	5 1/4"	7.5	353.18
22D 2610	740A	2" x 2 1/2"	30 PSI	5,250,000	11 5/8"	6 3/4"	16.5	564.74



WATER PRESSURE REDUCING VALVE WITH STRAINER

- STANDARD CAPACITY • BRONZE BODY • STAINLESS STEEL STRAINER • RENEWABLE STAINLESS STEEL SEAT
- UNION INLET CONNECTION • HIGH TEMPERATURE RESISTING DIAPHRAGM FOR HOT OR COLD WATER


SSC No.	Manuf No.	Size	Max Temp	Initial PSI	Reduced PSI	Lbs.	Price Each
22D 0015	U5B	3/4"	160° F	300 PSI	25 to 75 PSI	5	\$ 227.00
22D 0017	U5B	1"	160° F	300 PSI	25 to 75 PSI	5	460.62
22D 0020	25AUBLP	3/4"	200° F	200 PSI	10 to 35 PSI	5	174.95



WATER PRESSURE REDUCING VALVE

- MEDIUM CAPACITY • RUGGED FORGED BRASS BODY • TEE HANDLE ADJUSTMENT • OVERSIZED ORIFICE
- FEMALE INLET & OUTLET CONNECTIONS • FOR WATER, #2 FUEL OIL & OTHER LIQUIDS

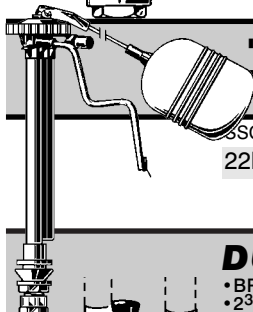
SSC No.	Manuf No.	Size	Max Temp	Initial PSI	Reduced PSI	Lbs.	Price Each
22D 0025	N26/26A	3/8"	120° F	300 PSI	10 to 125 PSI	1	\$ 96.82



WATER PRESSURE REDUCING VALVE


- HIGH PERFORMANCE • BRONZE BODY • RENEWABLE NICKEL ALLOY SEAT • WATER TIGHT CAGE ASSEMBLY
- HIGH TEMPERATURE RESISTING DIAPHRAGM FOR HOT OR COLD WATER

SSC No.	Manuf No.	Size	Max Temp	Initial PSI	Reduced PSI	Lbs.	Price Each
22D 2615	223	3/4"	160° F	250 PSI	25 to 75 PSI	5.25	\$ 299.60



"GOVERNOR 80" ANTI-SIPHON BALL COCK WITH THERMAL EXPANSION RELIEF VALVE

SSC No.	Manuf No.	Pressure	Lbs	Price Each
22D 6100	GOV-80	80 PSI	1.6	\$ 75.69

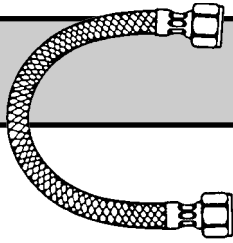


DUO-CLOZ WASHING MACHINE SHUT OFF VALVE

- BRASS • ONE LEVER CONTROLS HOT & COLD WATER • BALL TYPE CONSTRUCTION
- 2 3/8" CENTERS • WITH 1/2" ELL ADAPTERS OR 1/2" MALE CONNECTORS

SSC No.	Manuf No.	Size	Max Temp	Max Pressure	Hgt	Lgth	Lbs	Price Each
22D 0005	2/2M2	1/2" Ell Adapters	180°F	150 PSI	3 1/4"	3 3/4"	1.25	\$ 53.98
22D 0010	2T/2TM2	1/2" Male Conn.	180°F	150 PSI	3 1/4"	3 3/4"	1.25	53.98

WATER HEATER PRODUCTS CLOTHES DRYER VENTING

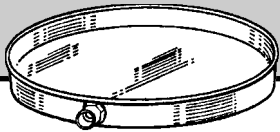


WATER HEATER CONNECTOR

•BRAIDED STAINLESS STEEL •FIP X FIP

Brass  Craft

SSC No.	Manuf No.	Size	Price Each
20J 9150	CWH-S-FF-L	3/4" x 18"	\$ 24.43



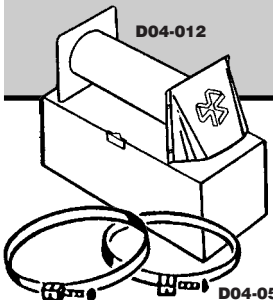
ALUMINUM WATER HEATER PANS

•WITH 1 1/2" PVC FITTING •.032 PRIME ALUMINUM •ROLLED EXPOSED EDGES
•PRE-DRILLED FOR FITTINGS

Oatey

SSC No.	Manuf No.	Size	Wgt	Price Each
22C 9000	34082	20" Diameter	1.6 lbs	\$24.41
22C 9020	34084	26" Diameter	2.6 lbs	36.94

For More Information On These Products Or On Products Not Listed,
Call *Salina Supply Company* At (785) 823-2221



VENTING FOR CLOTHES DRYERS

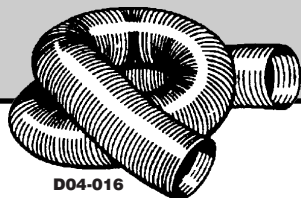
SSC No.	Manuf No.	Size	Wgt.	Price Each
---------	-----------	------	------	------------

ALUMINUM LAUND-R-VENT FOR CLOTHES DRYER

22D 4510	D04-024	4" Back Plate & Full 12" Tailpipe	.12 lbs	\$ 8.39
----------	----------------	-----------------------------------	---------	---------

STAINLESS STEEL STRAP DUCT CLAMP

22D 4710	D04-016	4" Screw Type	.20 lbs	\$ 1.07
----------	----------------	---------------	---------	---------



ALUMINUM FLEX-DUCT FOR CLOTHES DRYERS

SSC No.	Manuf No.	Size	Price Each
22D 4610	D04-060	4" x 50' Length	\$ 66.84